

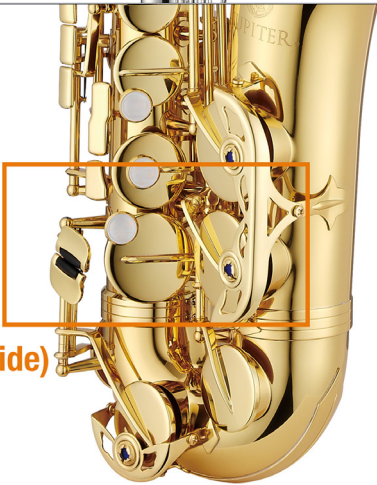


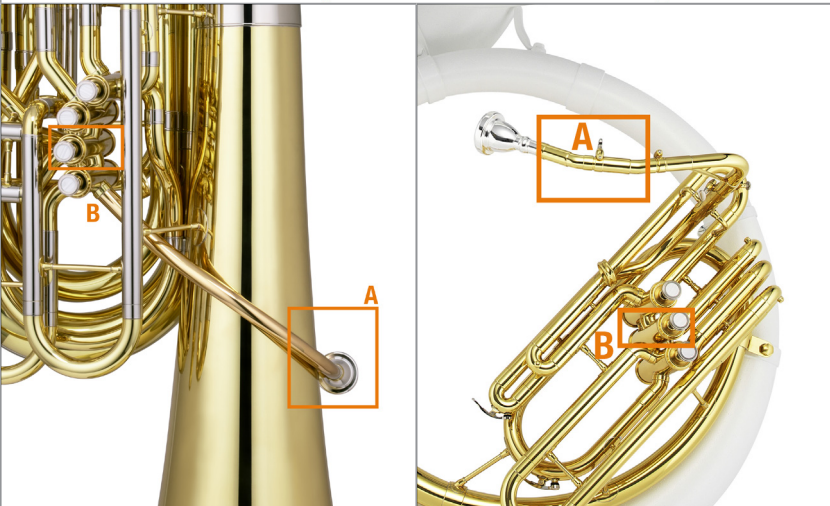




JUPITER

Serial Number Chart • Identifying your Jupiter Instrument

Instrument	A: Model No.	B: Serial No.	Instrument Photo
Clarinet	Lower Joint		 <p>A B (Reverse Side)</p>
Flute	Body Flange		 <p>A,B</p>
Saxophone	Lower Body		 <p>A B (Reverse Side)</p>

Instrument	A: Model No.	B: Serial No.	Instrument Photo	
Trumpet	Mouthpiece Receiver	Second Valve		
Trombone	Slide Receiver	Slide Receiver (*valve trombone is on the second valve)		
Low Brass	Mouthpiece Receiver	Second Valve (*serial number of some tubas are on other places on the valve section)		
French Horn	Mouthpiece Receiver	Single Horn: Third Valve Double horn: Fourth Valve	